



The First Rainbow

Rainbows

There are lots of pictures of rainbows in people's windows at the moment - you may see them when you go for a walk.


Rainbows are a sign of hope to lots of people at this time.

Read and complete this activity book to find out about the very first rainbow!


Colour in the colours of the rainbow. We can remember them by saying 'Richard Of York Gave Battle In Vain'!

Red	Richard
Orange	Of
Yellow	York
Green	Gave
Blue	Battle
Indigo	In
Violet	Vain

Trace over the dots and then colour the rainbow in.





God saw that all the people on the earth were behaving badly, so He was going to send a flood to judge the world. But, there was one man on earth who pleased God. His name was Noah.



Noah trusted God. Noah was going to be saved from the flood. God instructed Noah to build a very big boat, called an ark.

When Noah had finished building the ark, God told him to put two of every animal in it, one male and one female.



When Noah and his family and the animals were safely in the ark, God shut the door. It started to rain. It rained for forty days and nights.

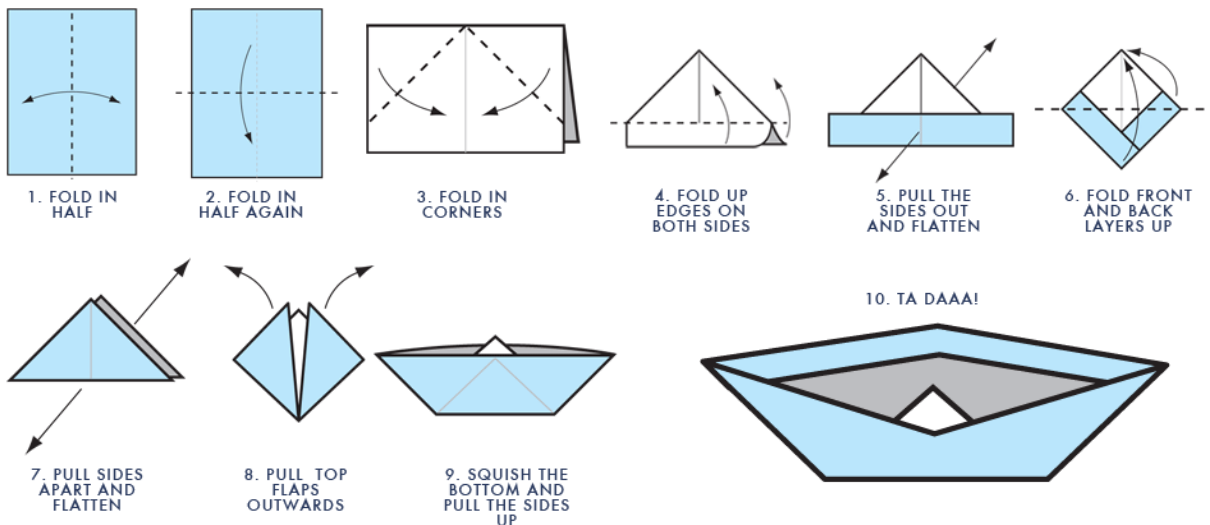
Activities...

Make a Skittle rainbow!

Place different coloured skittles around the edge of a plate. Pour a little bit of warm water into the centre of the plate. Watch what happens!



Make a paper boat to sail using an A4 piece of paper. Have a boat race!



Make a rain stick!

You will need: cardboard tube, paper, pens/pencils, sticky tape, glue, rice.

- 1) Cut a piece of paper to fit around your cardboard tube.
- 2) Decorate the paper.
- 3) Cut two circles to fit each end of your tube. Stick one circle tightly to one end of the tube using sticky tape. Make sure there are no gaps.
- 4) Place two teaspoons of rice in the tube. Stick your other circle tightly to the open end of your tube. This will keep the rice in.
- 5) Stick your decorated piece of paper around your tube.

Have fun making music!



Build an ark out of Lego, building blocks, recycling, etc.
Be as creative as you can!



Make an elephant to go in the ark!
You will need: a 4 pint milk carton, tissue paper (or magazines), glue, googly eyes, card/paper.

- 1) Cut off the bottom off a milk carton.
- 2) Cut the carton to give the elephant legs and a trunk (the handle is the trunk).
- 3) Cut up pieces of tissue paper and glue them on your elephant to decorate it.
- 4) Stick on two googly eyes.
- 5) Use card/paper to make two ears. Attach them to the body.


Watch the story of Noah's Ark!

It can be found at: <https://www.youtube.com/watch?v=4SMBIsTpbZM>

or search on YouTube for: *Noahs Ark - Beginners Bible*



The waters flooded the earth. Every living thing on the face of the earth was wiped out. Noah, his family and all the animals were safe in the ark.



Finally, the rain stopped. About a year later, Noah sent out a raven to find dry land but it came straight back.

A few days later, he sent out a dove. The dove returned with a leaf in its beak. When the dove was sent out again, it did not come back.



The ark eventually came to rest on top of a mountain. God told Noah, his family and all the animals to leave the ark.

Noah and his family
thanked God.
God put a beautiful
rainbow in the sky.
It was a sign of His
promise to never flood
the whole earth again.



You can find this story in the Bible in...
Genesis 6v11 – 9v17

Memory Verse

It is time to
seek the Lord



Hosea 10v12

Colour in and learn
this Bible verse.

Maze



Help the animals
find the ark.





Lots of animals went into the ark.
Join the dots and colour this
in to reveal this animal!

Challenges

- 1) The man who pleased God was called _ _ _ _ .
- 2) God told Noah to build an _ _ _ .
- 3) It rained for _ _ _ _ _ days and nights.
- 4) Noah and his family were _ _ _ _ in the ark.
- 5) Noah sent out a _ _ _ _ _ to find dry land.
- 6) Then Noah sent out a _ _ _ _ .
- 7) The ark rested on a _ _ _ _ _ .
- 8) God put a _ _ _ _ _ in the sky.

Find your answers in the wordsearch.

M	J	N	C	L	S	G	U	S	W
N	J	E	I	L	Y	F	V	A	O
Z	O	Z	K	A	U	Q	N	F	B
K	A	A	D	S	T	Y	K	E	N
L	A	O	H	P	T	N	M	N	I
F	V	B	K	R	A	Z	U	M	A
E	F	K	O	Z	R	N	I	O	R
E	K	F	R	A	V	E	N	G	M

What About You?

The only way for Noah to be saved was to believe and obey God. Today the only way for us to be saved is the same - not to build an ark, but to believe that we are a sinner and that Jesus Christ died for us upon a cross to pay the penalty for sin.

If you turn from your sin, believe that Jesus Christ died for you and put your faith in Him, you will be saved (sins forgiven). This means that you will be able to go to Heaven! Jesus is alive... put your trust in Him today!

For all have sinned and fall short of the glory of God.

Romans 3v23

But God demonstrates His own love toward us, in that while we were still sinners, Christ died for us.

Romans 5v8

But now Christ is risen from the dead.

1 Corinthians 15v20

Believe on the Lord Jesus Christ, and you will be saved.

Acts 16v31

For God so loved the world,
that He gave His only begotten Son,
that whosoever believes in Him should not perish,
but have everlasting life.

John 3v16

Little Steps

PARENT & TODDLER GROUP

FRIDAYS FROM 10:00AM - 11:30AM

TERM TIME ONLY ♦ BIRTH TO PRE-SCHOOL AGE ♦ ALL FREE OF CHARGE

TOYS – SENSORY ACTIVITIES – BIBLE STORIES – SINGING



Friday Club

First Friday of Every Month
at 7:00pm Term Time Only

FREE

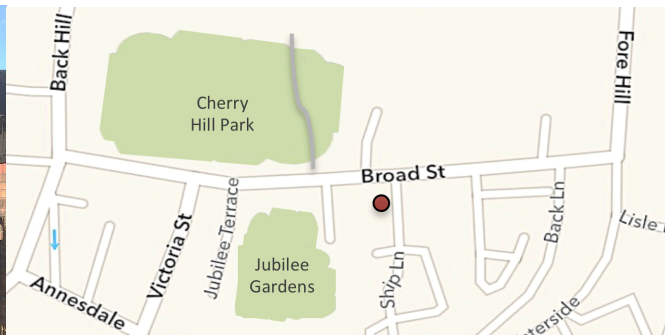


Age 4+

Sunday School

Every Sunday
at 11:45am Term Time Only

Singing - Games - Bible Stories - Craft - Snacks
For more information or transport please contact us



Ely Gospel Hall
Ship Lane, Ely, Cambs. CB7 4BB

 Ely Gospel Hall

www.elygospelhall.com

elygospelhall@gmail.com